

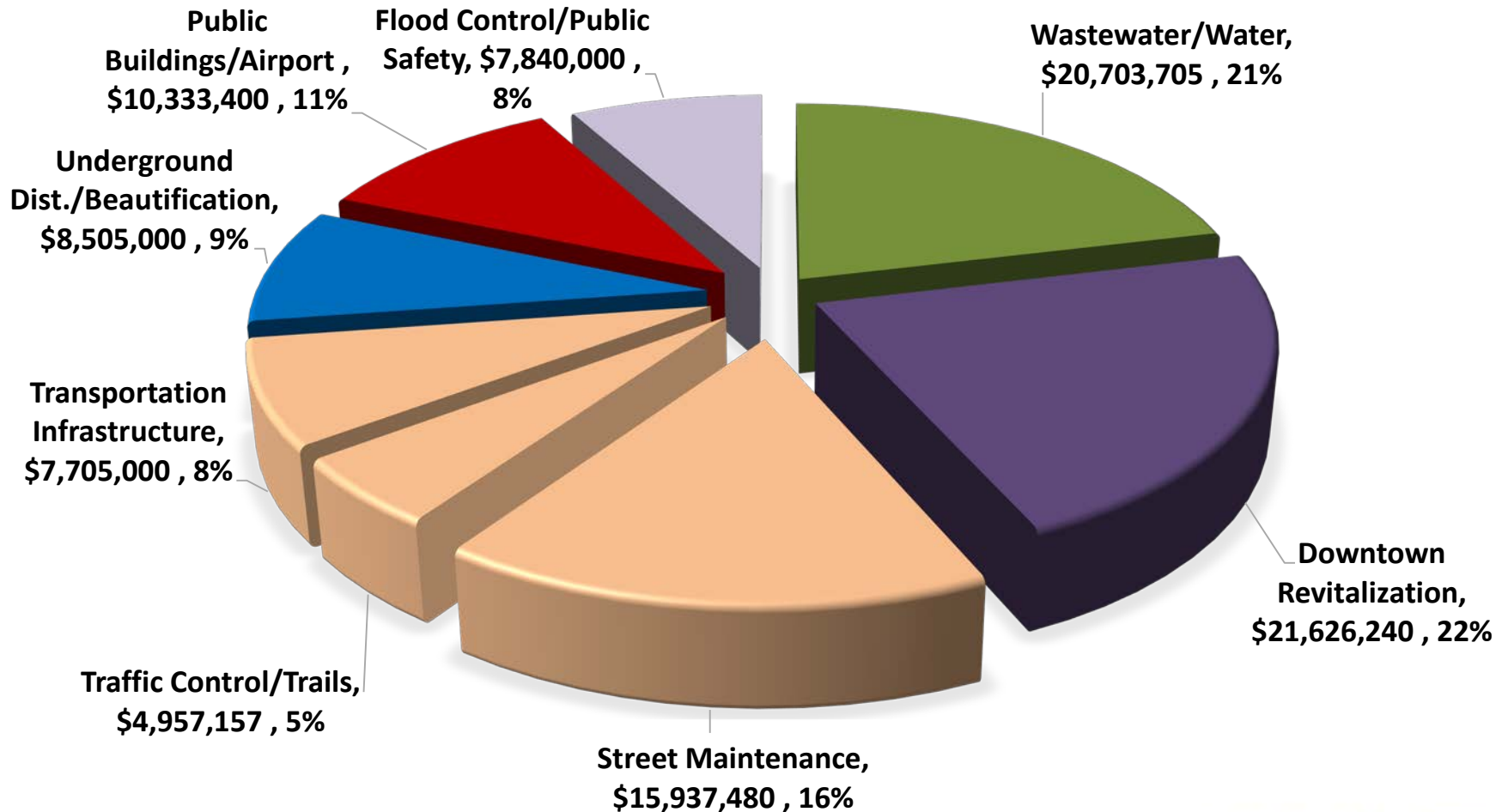


City of Livermore

**CAMP Presentation**  
**Capital Improvement Program**  
**FY 2017-2019**

# FY 2017-2019 CIP Projects by Category

\$97.6 Million Capital Improvement Program



# FY 2017-2019 CIP

## Projects by Category

### Downtown Revitalization- \$21.6 Million



### Highlights

- I Street Parking Garage \$16.5 million  
Land Acquisition/Design/Construct
- Railroad Depot Building \$ 2.9 million  
Relocation
- Livermorium Plaza at Mills \$ 1.6 million  
Square Park

# FY 2017-2019 CIP

## Projects by Category

### WASTEWATER/ POTABLE WATER - \$20.7 million



### Highlights

- Dalton Water Storage Tank Replacement- \$6.4 million
- Water Reclamation Plant Emergency Generator - \$2.9 million
- Water Reclamation Plant Phase II Aeration Basin Modifications - \$3.5 million
- Sewer Replacement and Storm/Sewer Lift Station Improvements - \$2.1 million
- Water Reclamation Plant Rehabilitation/Process Improvements - \$1.7 million
- Pleasant View Lane Annexation Improvements - \$1.1 million

# FY 2017-2019 CIP

## Projects by Category

### STREET MAINTENANCE - \$15.9 million



### Highlights

- Annual Street Resurfacing/Slurry Seal Program - \$15.2 million
- Sidewalk Repair/Handicap Ramps - \$0.6 million
- Annual Street Lighting- \$0.1 million

# FY 2017-2019 CIP Projects by Category

## Flood Control/Public Safety- \$7.9 Million



### Highlights

- Interim/Permanent Repairs from 2017 Storm Damage \$4.1 million
- Storm Drain Trash Capture Devices \$1.2 million
- Annual Misc. Storm Drain Reimbursements \$1.8 million
- Automated License Plate Readers \$0.8 million



# FY 2017-2019 CIP

## Projects by Category



### Transportation Highlights

#### Trails (\$2.8 million)

- Iron Horse Trail Gap Closure - Isabel to Murrieta - \$2.0 M
- Active Transportation Plan - \$0.3 M
- Trail under the Portola Over Crossing to Las Positas College - \$0.2 M

#### Traffic Control (\$2.1 million)

- Downtown and Citywide Street lighting - \$0.8 M
- Traffic Signal Installation/Signal Controller/Signal Modifications - \$0.7 M
- Master Traffic Control System - \$0.3 M
- Misc. Signing & Striping - \$0.2M



# FY 2017-2019 CIP

## Projects by Category

### TRANSPORTATION INFRASTRUCTURE - \$7.7 M

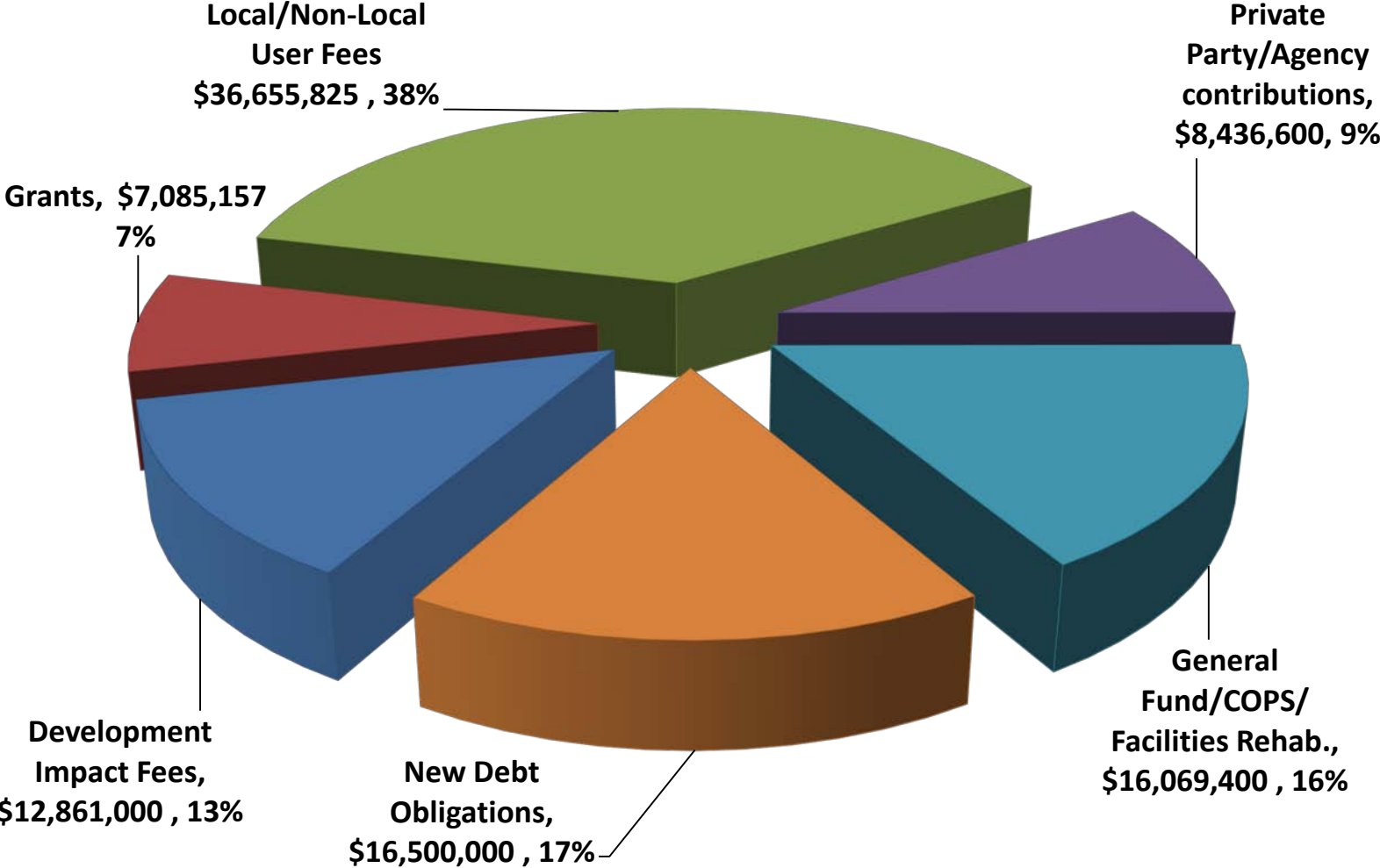


### Highlights

- El Charro Specific Plan Infrastructure (Phase 3) - \$2.9 million
- Vasco Road/I-580 Interchange - \$1.6 million
- BART to Livermore Extension - \$1.0 million
- Isabel/I-580 Interchange right of way transfer - \$1.0 million
- West Jack London Blvd. Widening - \$0.6 million
- North Canyons Pkwy./Dublin Blvd. Connection - \$0.5 million



# FY 2017-2019 CIP CAPITAL REQUESTS BY FUND SOURCE



# FY 2017-2019 CIP

## Infrastructure Value (Non-Enterprise)

| Facility Type                    | Infrastructure Quantity                  | Infrastructure Value   |
|----------------------------------|--|------------------------|
| Streets                          | 306 centerline miles                     | \$533,000,000          |
| Sidewalks                        | 610 miles                                | \$182,000,000          |
| Curb & Gutter/Ramps              | 656 miles                                | \$117,000,000          |
| Street Lights/Traffic Control    | 6,500 Street Lights/ 106 Traffic Signals | \$43,000,000           |
| Trees, Landscape, Parks & Trails | 132 acres                                | \$50,000,000           |
| Storm Drain and Streambeds       | 171 miles                                | \$372,000,000          |
| Buildings                        | 34 each                                  | \$128,000,000          |
| Walls                            | 34.5 miles                               | \$113,000,000          |
| <b>TOTAL:</b>                    |  | <b>\$1,538,000,000</b> |

# FY 2017-2019 CIP

## Infrastructure Value (Enterprise)

| Facility Type      | Infrastructure Quantity                        | Infrastructure Value   |
|--------------------|--|------------------------|
| Treatment Plant    | 9 Million gallon per day                       | \$134,000,000          |
| Sewers             | 300 miles                                      | \$535,000,000          |
| Water              | 175 miles                                      | \$282,000,000          |
| Recycled Water     | 22 miles                                       | \$30,000,000           |
| Airport            | 500 Based Aircraft<br>>5,000 lft ILS<br>Runway | \$80,000,000           |
| Golf (Los Positas) | 27 Holes                                       | \$20,000,000           |
| <b>TOTAL:</b>      |  | <b>\$1,081,000,000</b> |

**FY 2017-2019 CIP  
Infrastructure Need (Non- Enterprise)  
Renewal and Replacement (R&R)**

| Facility Type                    | Annual R&R Need<br>(including backlog) | 2017-19 Budgeted<br>R&R<br><br>(Annualized Average) | Reference<br>Document |
|----------------------------------|--|---|-----------------------|
| Buildings                        | \$6,750,000                            | \$3,380,536   | 2016 AMP              |
| Sidewalks/Ramps                  | \$2,795,000                            | \$305,000   | 2016 AMP              |
| Curb & Gutters                   | \$5,400,000                            | \$10,000  | 2004 Estimates        |
| Storm<br>Drains/Streams/Culverts | \$12,960,000                           | \$2,703,400   | 2004 Estimate         |
| Street Lights/Traffic<br>Control | \$3,540,000                            | \$218,750   | 2004 Estimate         |
| Trees, Landscaping               | \$7,860,000                            | \$11,250**  | 2004 Estimate         |
| Walls                            | \$3,100,000                            | \$500,000   | 2016 AMP              |
| Pavement                         | \$7,100,000                            | \$8,167,300   | 2016 AMP              |
| <b>TOTAL:</b>                    | <b>\$49,505,000</b>                    | <b>\$15,296,236</b>                                 |                       |

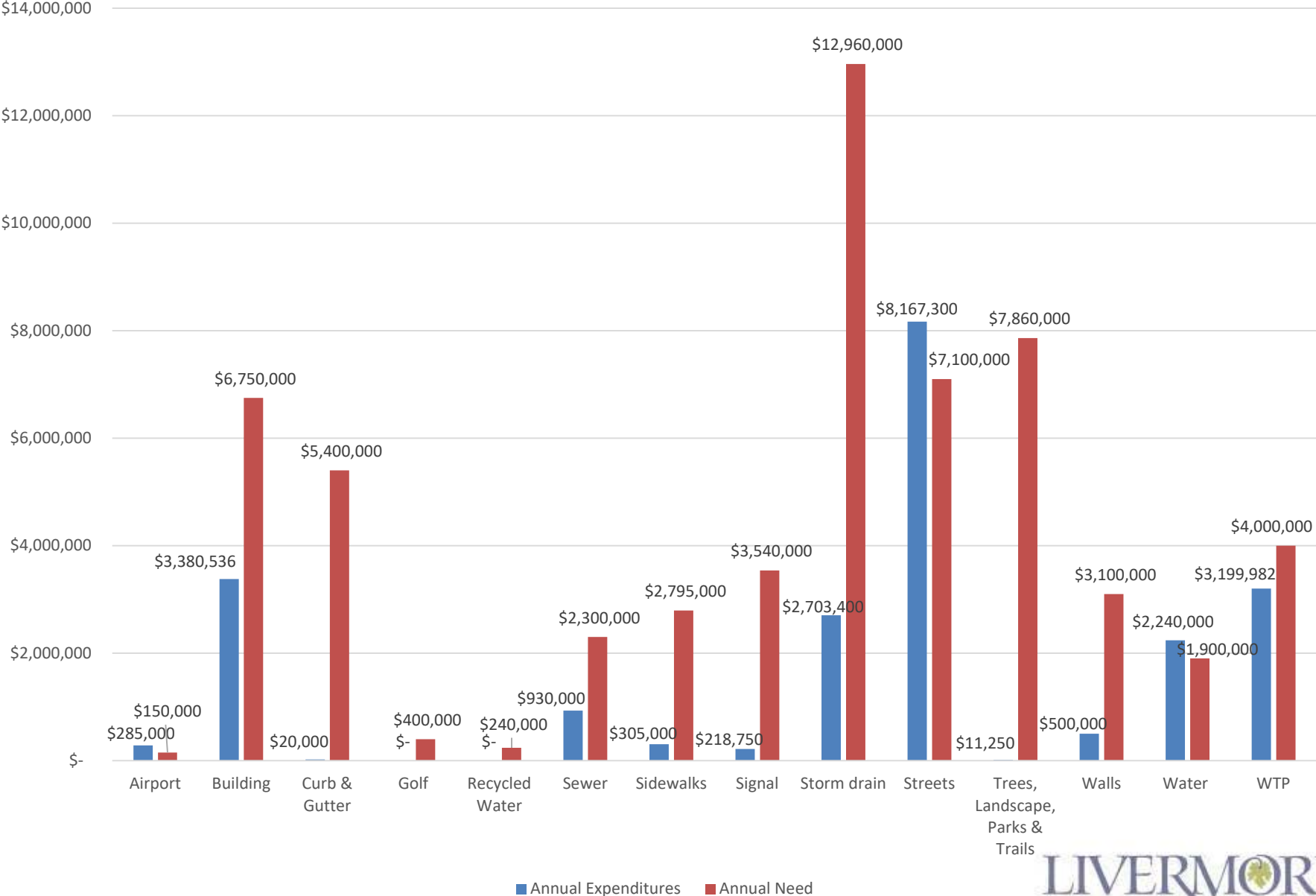
AMP = Asset Management Plan

\*\* Supplemented by LMD/CFD \$

**FY 2017-2019 CIP  
Infrastructure Need (Enterprise)  
Renewal and Replacement (R&R)**

| <b>Program</b>              | <b>Annual R&amp;R Need<br/>(including backlog)</b> | <b>2017-19 Budgeted R&amp;R<br/>(Annualized Average)</b> |
|-----------------------------|--|--|
| <b>Airport</b>              | \$150,000  | \$285,000  |
| <b>Golf</b>                 | \$400,000  | \$0  |
| <b>Recycled Water</b>       | \$240,000  | \$0  |
| <b>Sewer Collection</b>     | \$2,300,000  | \$930,000  |
| <b>Water System</b>         | \$1,900,000  | \$2,240,000  |
| <b>Wastewater Treatment</b> | \$4,000,000  | \$3,199,982  |
|                             |  |  |
| <b>TOTAL:</b>               | <b>\$8,990,000</b>                                 | <b>\$6,654,982</b>                                       |

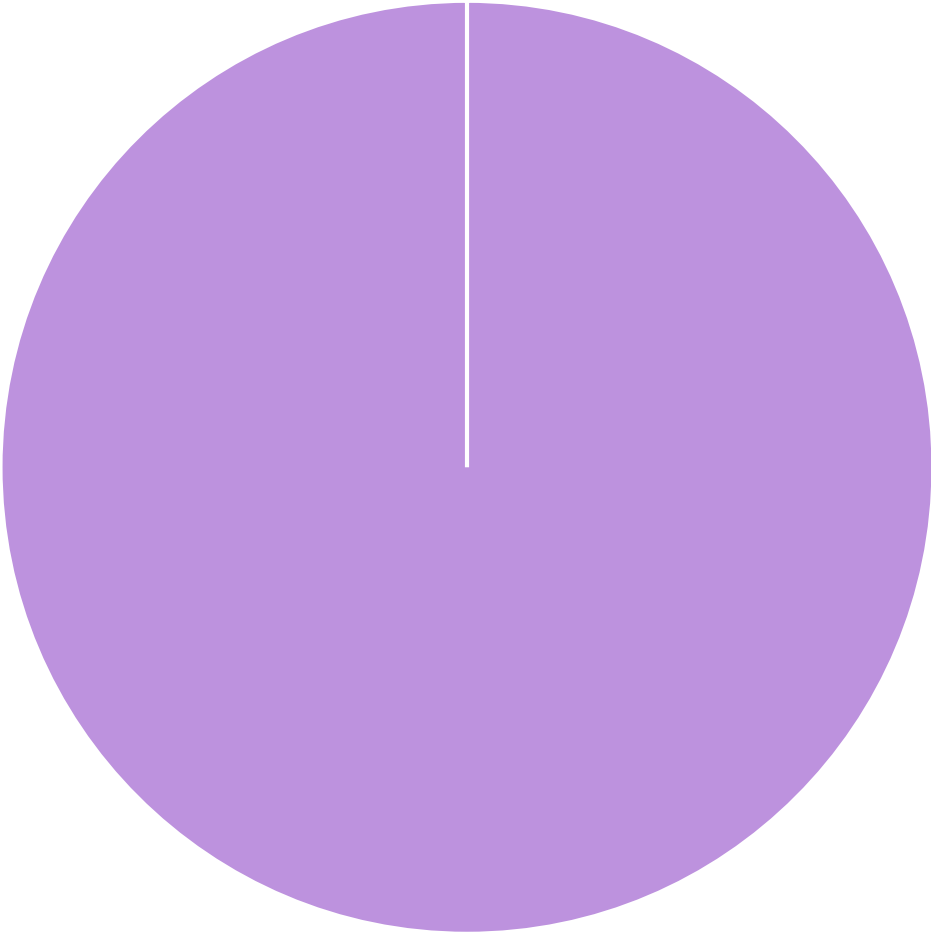
# Annual Expenditures vs Need



## RR Expenditures by Fund FY2017-19

| Facility                           | Expenditures | Funds Used                           |                        |                                   |
|------------------------------------|--------------|--------------------------------------|------------------------|-----------------------------------|
| Airport                            | \$570,000    | 210 Airport                          |                        |                                   |
| Buildings                          | \$52,750     | 001 General                          | \$24,000               | 613 CDBG                          |
|                                    | \$272,000    | 323 LARPD                            | \$750,000              | 656 Federal Transportation Grants |
|                                    | \$250,000    | 337 Park AB1600                      | \$255,000              | 665 PEG Capital Fees              |
|                                    | \$3,328,200  | 347 Fire Station & Other Capital Pro | \$6,372                | 678 Measure B Streets & Roads     |
|                                    | \$180,000    | 611 Low Income Housing               | \$1,168,000            | 740 Facilities Rehab              |
| Curb & Gutter                      | \$20,000     | 653 GasTax - 2106                    |                        |                                   |
| Golf                               |              |                                      |                        |                                   |
| Trees Landscape                    |              |                                      |                        |                                   |
| Park & Trail                       | \$22,000     | 001 General                          |                        |                                   |
| Sewer                              | \$1,860,000  | 239 Sewer Replacement                |                        |                                   |
| Sidewalk/<br>Ramps                 | \$160,000    | 650 Gas Tax - Prop 111               | \$225,000              | 678 Measure B Streets & Roads     |
|                                    | \$225,000    | 653 Gas Tax - 2106                   |                        |                                   |
| Streets Lights/<br>Traffic Control | \$15,000     | 650 Gas Tax - Prop 111               | \$25,000               | 687 Measure B Bike/Ped            |
|                                    | \$67,500     | 652 Gas Tax - 2107                   | \$180,000              | 688 Measure BB Streets & Roads    |
|                                    | \$150,000    | 653 Gas Tax - 2106                   |                        |                                   |
| Storm Drain                        | \$372,000    | 001 General                          | \$144,000              | 323 LARPD                         |
|                                    | \$534,000    | 240 Stormwater User                  | \$110,000              | 681 Local Vehicle Registration    |
|                                    | \$898,800    |                                      |                        |                                   |
| Streets                            | \$150,000    | 001 General                          | \$880,000              | 653 Gas Tax - 2106                |
|                                    | \$150,000    |                                      | \$1,035,000            | Federal State Grants              |
|                                    | \$1,654,600  | 336 Former St Route 84 Repair Fun    | \$1,040,000            | Gas Tax - 2103                    |
|                                    | \$2,560,000  | 344 Solid Waste & Recycling Fees     | \$2,515,000            | 678 Measure B Streets & Roads     |
|                                    | \$1,550,000  | 650 Gas Tax - Prop 111               | \$1,705,000            | 681 Local Vehicle Registration    |
|                                    | \$865,000    | 652 Gas Tax - 2107                   | \$2,230,000            | 688 Measure BB Streets & Roads    |
| Walls                              | \$500,000    | 001 General                          |                        |                                   |
|                                    | \$500,000    | D Property Owner Contributions       |                        |                                   |
| Water                              | \$4,480,000  | 259 Water Replacement                |                        |                                   |
| WTP                                | \$6,399,964  | 239 Sewer Replacement                |                        |                                   |
|                                    |              | <b>TOTAL:</b>                        | <b>\$40,079,186.00</b> |                                   |

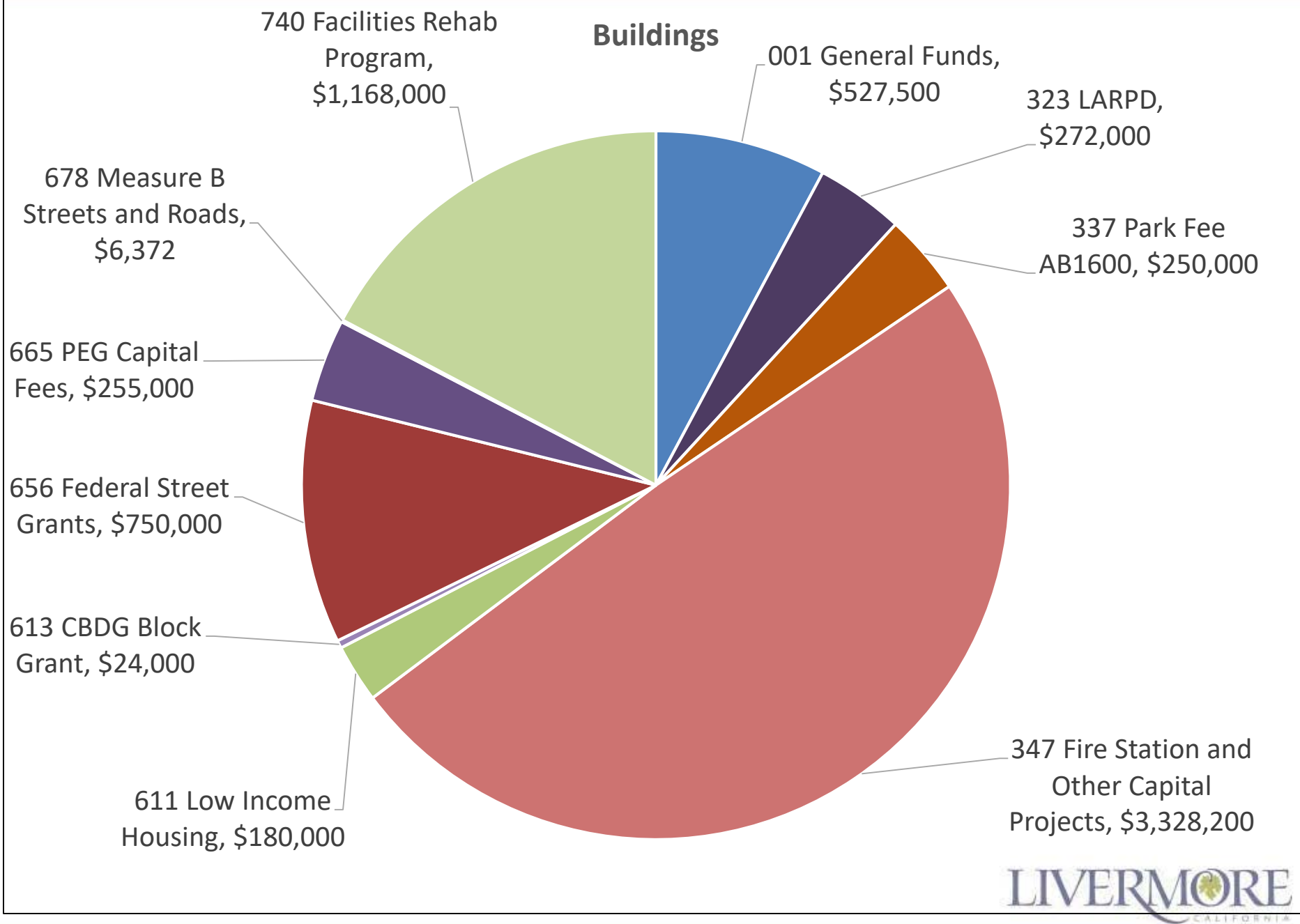
# 210 Airport Funds



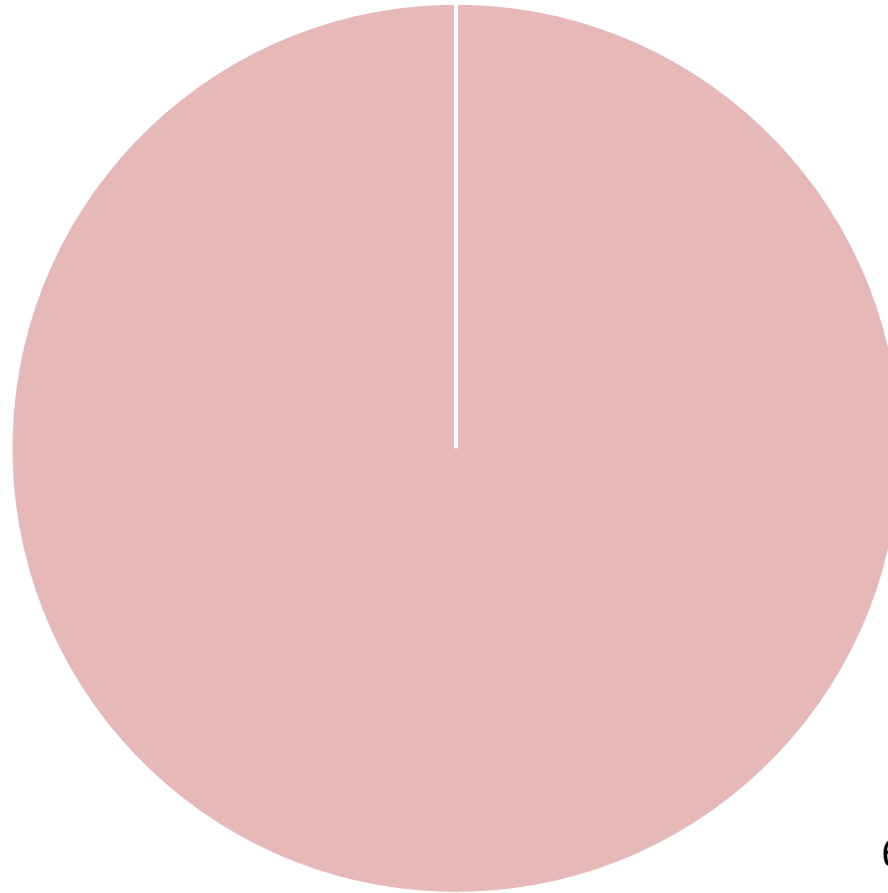
210 Airport Funds,  
\$570,000



# Buildings

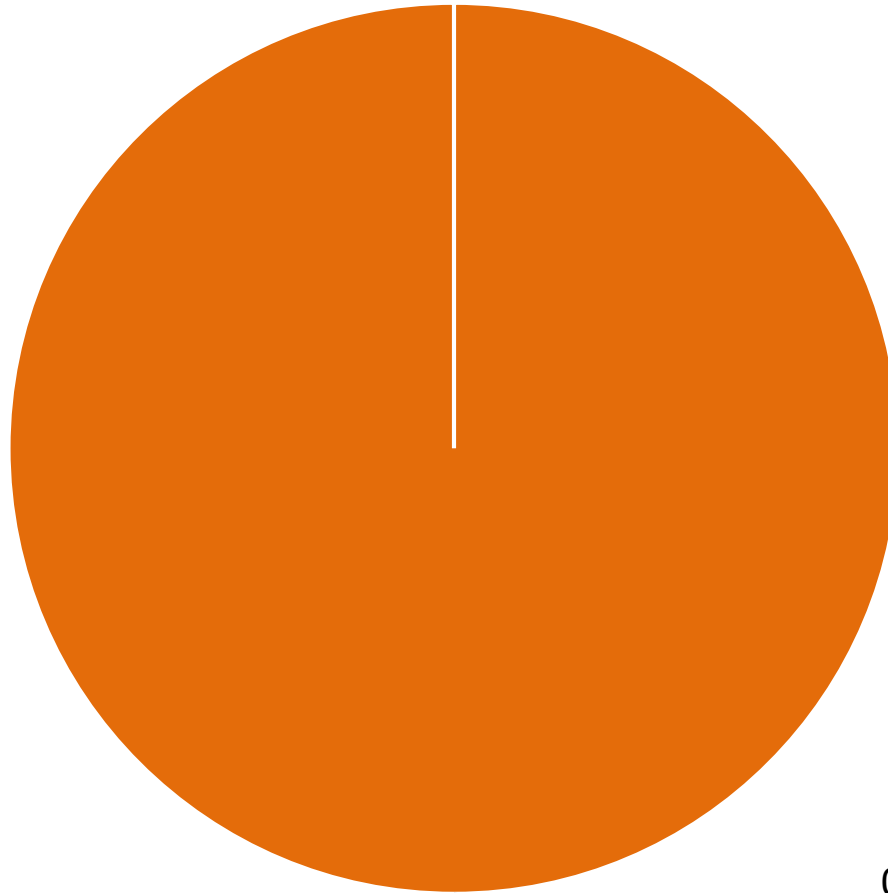


## Curb and Gutter



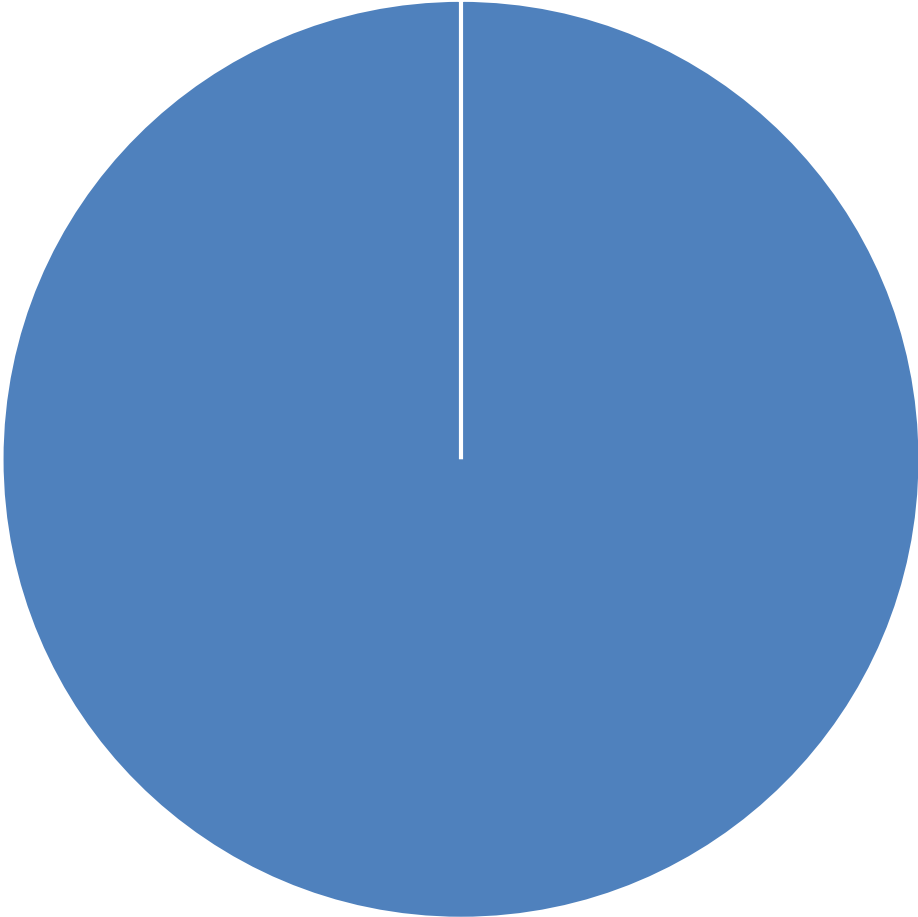
653 Gas Tax - 2106,  
\$20,000

## Trees, Landscape, Parks, and Trails



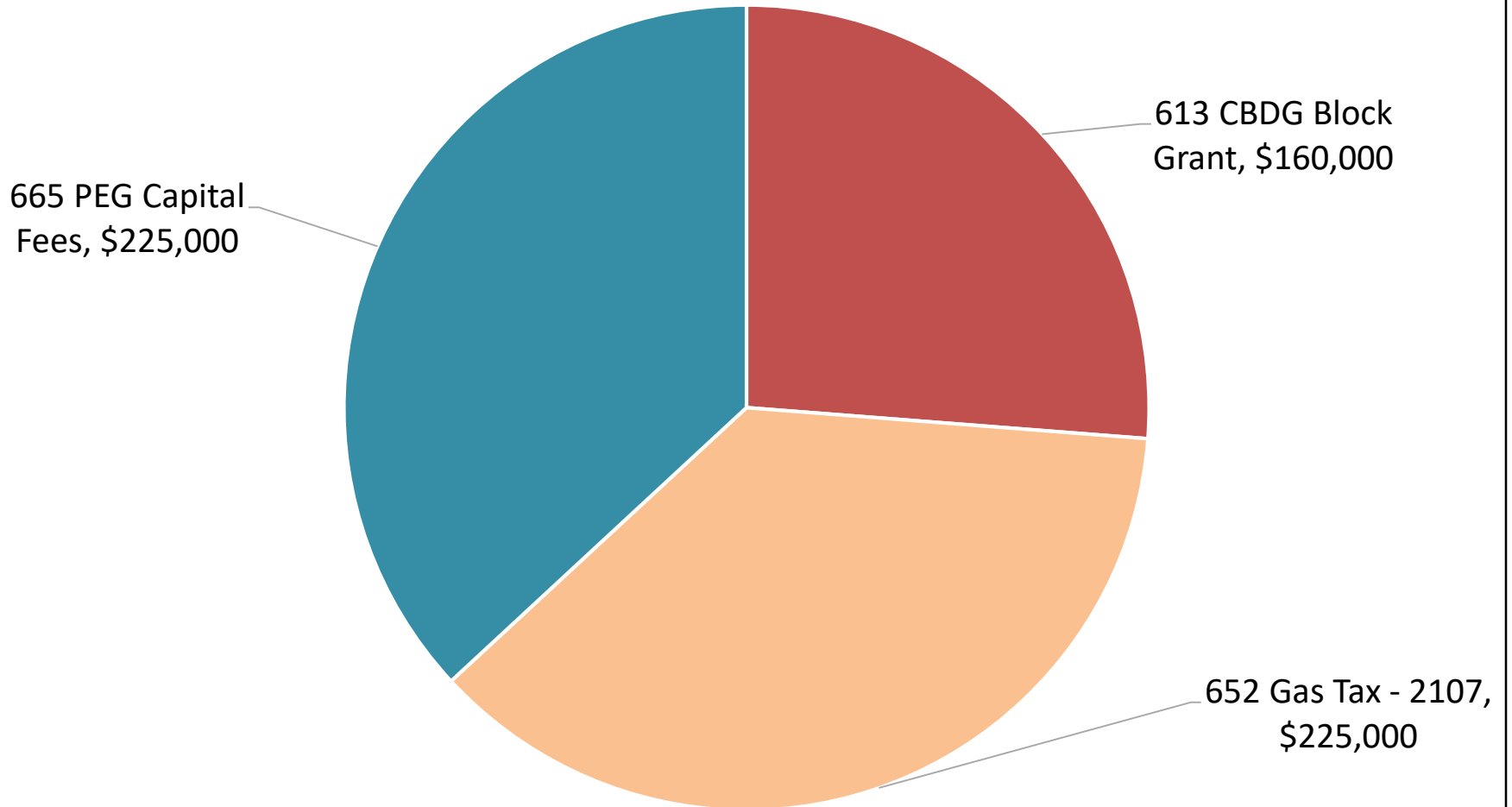
001 General Funds,  
\$22,500

# Sewer

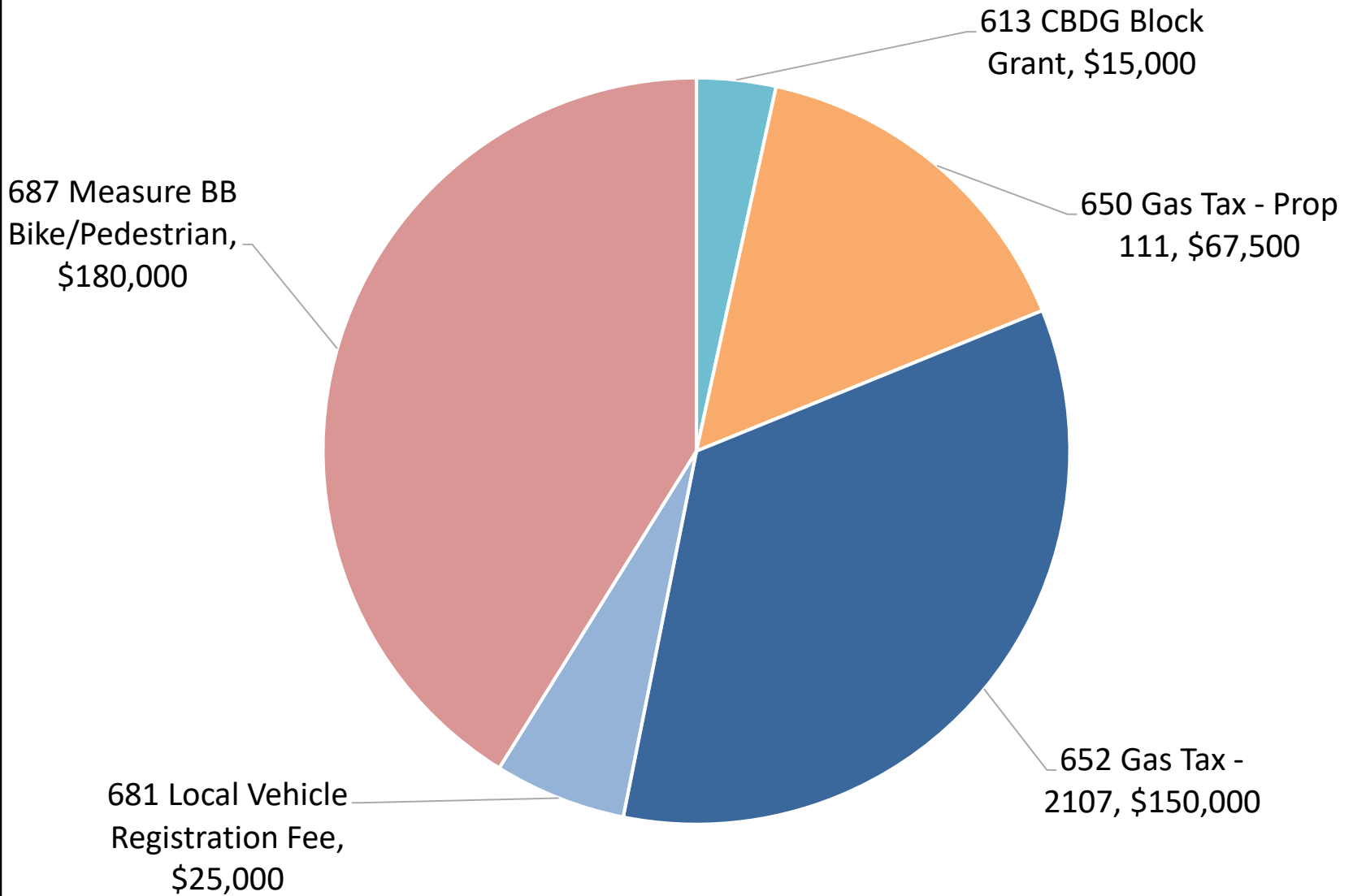


239 Sewer  
Replacement Funds,  
\$1,860,000

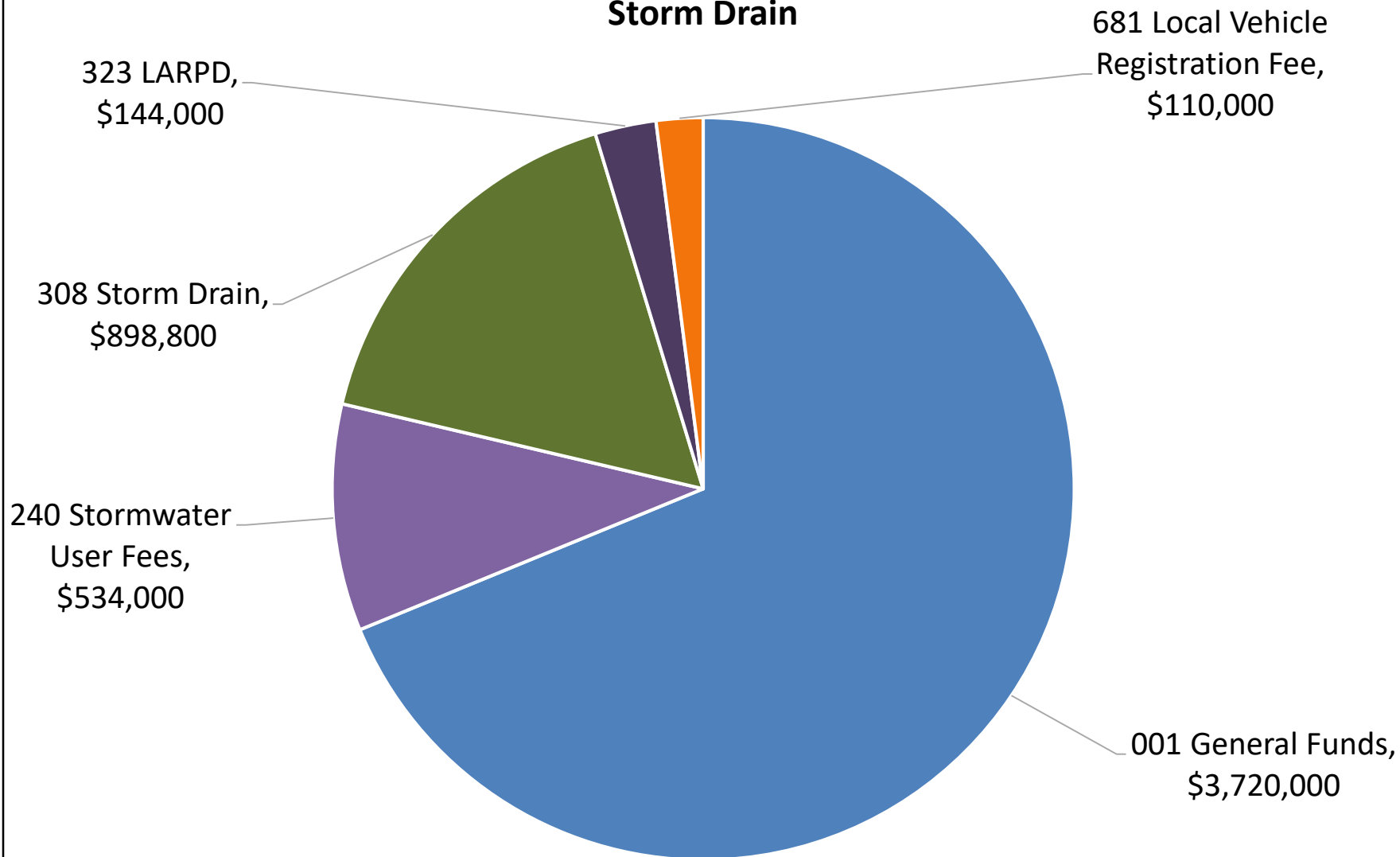
# Sidewalks



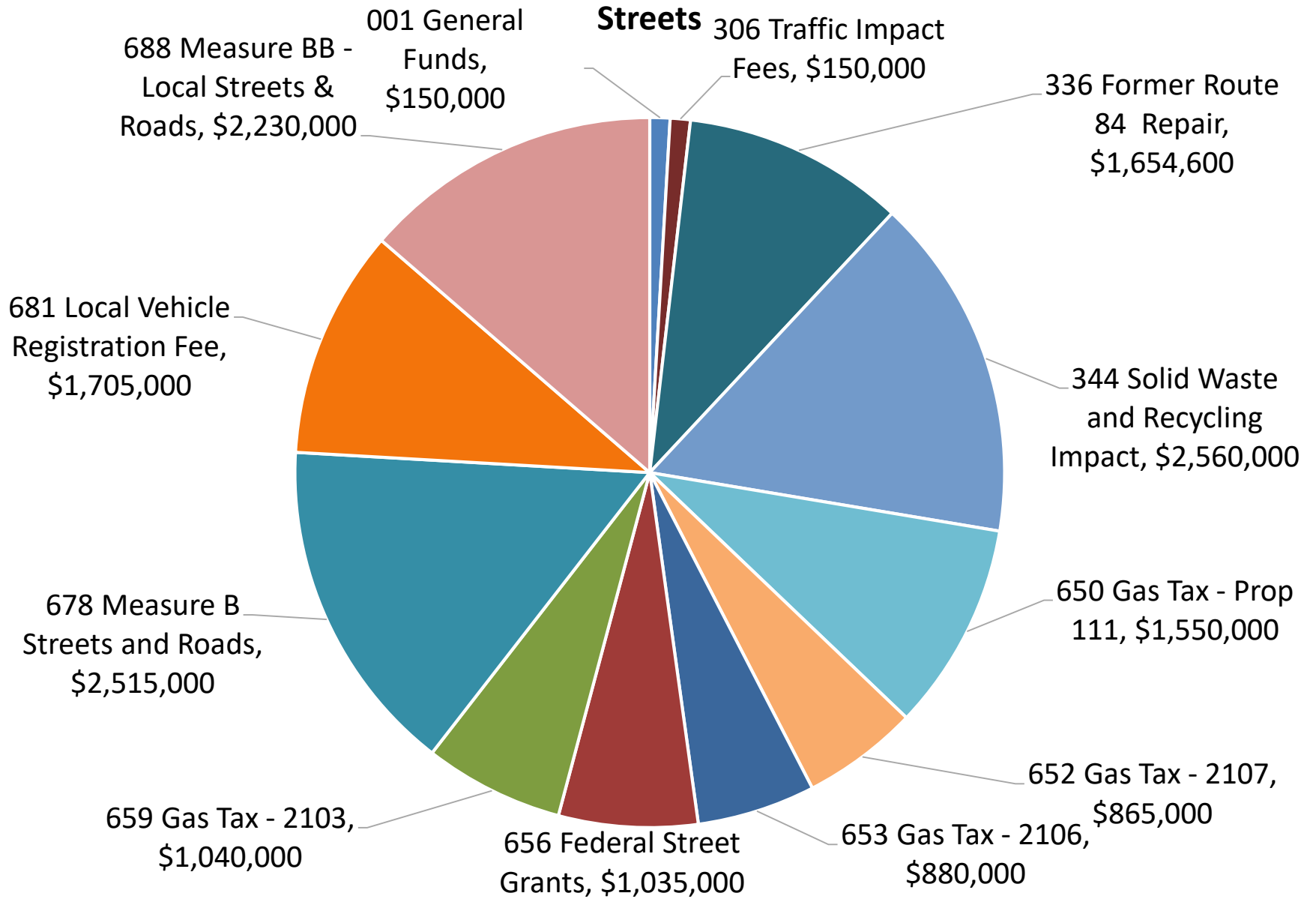
# Signals



# Storm Drain

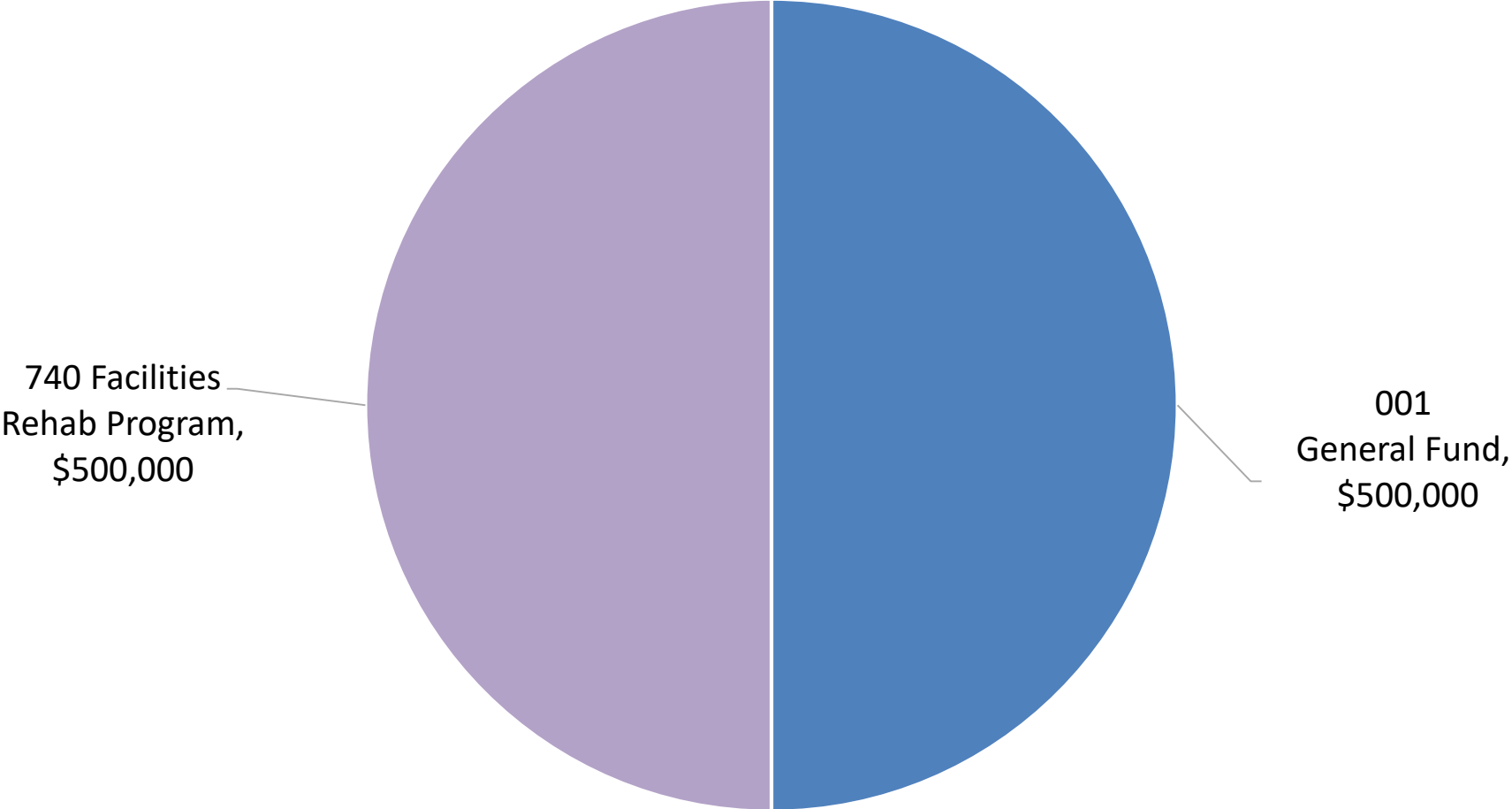


**Streets**

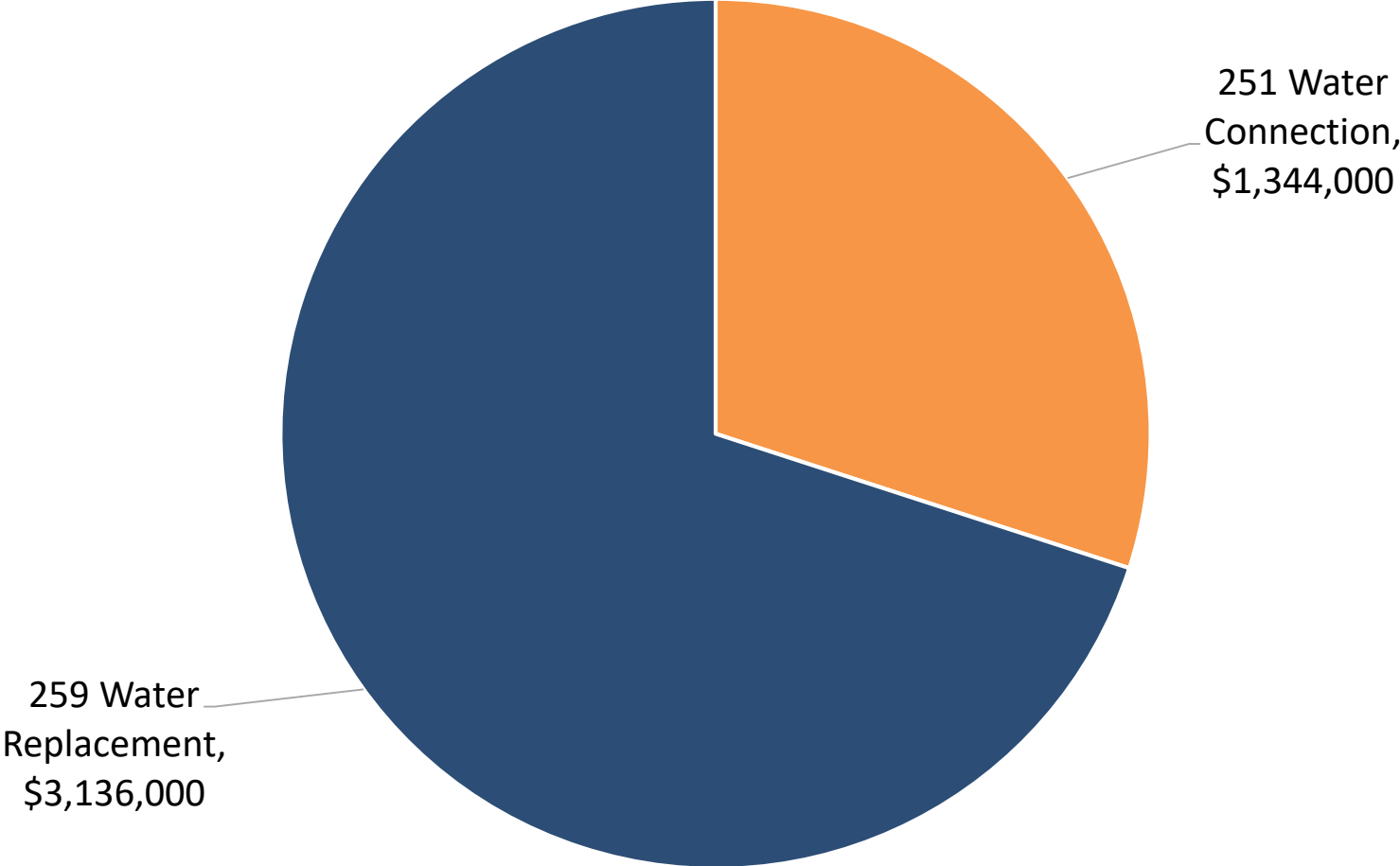




# Walls

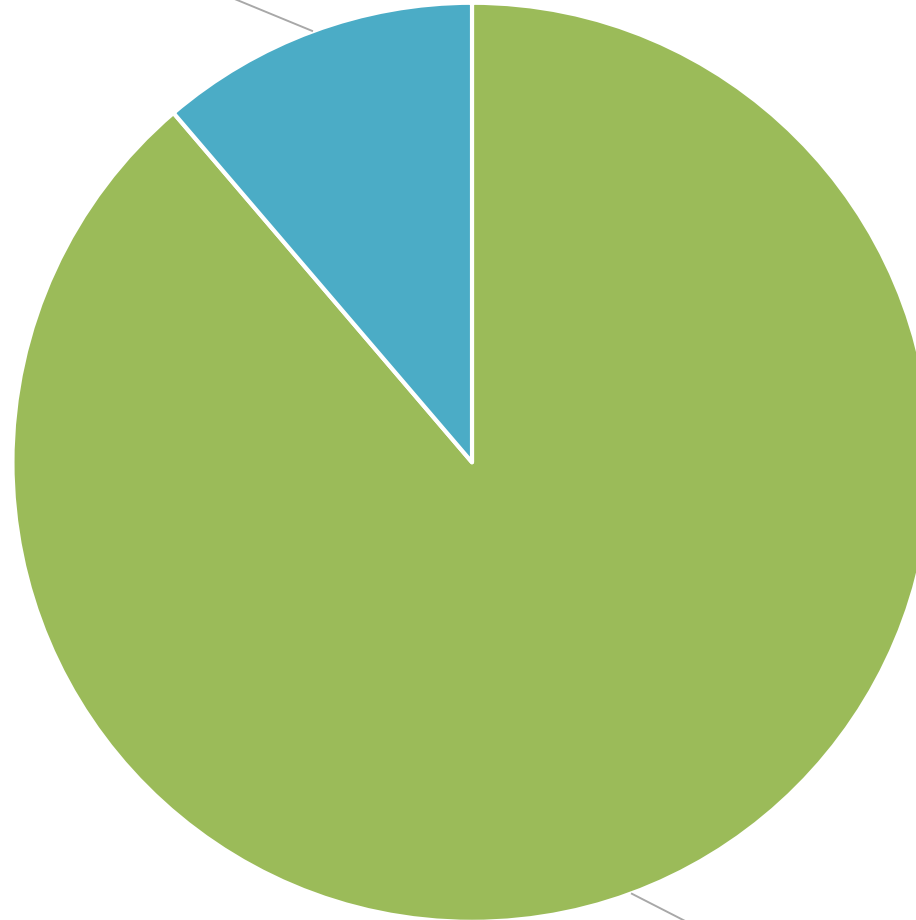


# Water



# Water Treatment Plant

241 Sewer  
Connection,  
\$720,250



239 Sewer  
Replacement  
Funds, \$5,679,714

# Economic Issues Impacting the CIP

**Road Repair and Accountability Act (SB1)**– Increased gas tax, vehicle registration fees, etc. resulting in \$1.5 million more for street maintenance

**Regional Water Quality Control Board (MRP2.0 Permit)** - Added trash capture (\$5.4 million) and green infrastructure requirements ( up to \$113 million)

**SB 231** - Modifies the definitions for Prop 218 to include Storm Drain Facilities